


# ACTION ITEMS







## TEAM 12: Active Prosthetic Arm


Due Date:  
Wednesday, May 1, 2019 5:30pm

The following are the Action Items from last week:


### Team Member: Felicity Escarzaga


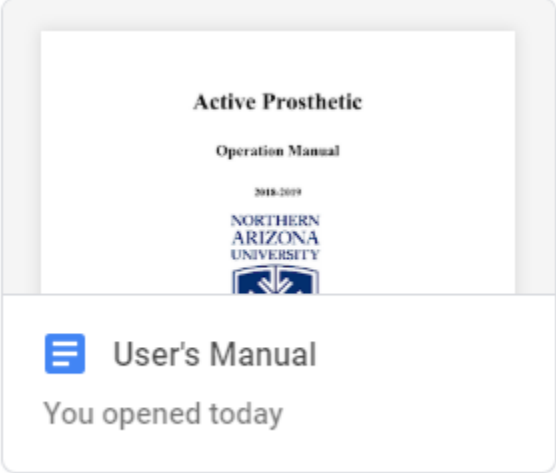
Action Item	Date Due	Date Completed	Result/Proof of Completion																																												
1. Complete user manual	4/26	4/28	<p>Completed Cuff assembly instructions Completed Cuff related drawings</p>  <p><b>BOM Table:</b></p> <table border="1"> <thead> <tr> <th>Item</th> <th>Description</th> <th>Item Name</th> <th>Quantity</th> </tr> </thead> <tbody> <tr> <td>1.1</td> <td>Upper Arm</td> <td>1</td> <td>1</td> </tr> <tr> <td>1.2</td> <td>Shoulder</td> <td>1</td> <td>1</td> </tr> <tr> <td>1.3</td> <td>Upper Arm</td> <td>1</td> <td>1</td> </tr> <tr> <td>1.4</td> <td>Shoulder</td> <td>1</td> <td>1</td> </tr> <tr> <td>1.5</td> <td>Upper Arm</td> <td>1</td> <td>1</td> </tr> <tr> <td>1.6</td> <td>Shoulder</td> <td>1</td> <td>1</td> </tr> <tr> <td>1.7</td> <td>Upper Arm</td> <td>1</td> <td>1</td> </tr> <tr> <td>1.8</td> <td>Shoulder</td> <td>1</td> <td>1</td> </tr> <tr> <td>1.9</td> <td>Upper Arm</td> <td>1</td> <td>1</td> </tr> <tr> <td>1.10</td> <td>Shoulder</td> <td>1</td> <td>1</td> </tr> </tbody> </table> <p><b>Manufacturing List:</b></p> <p>When doing, ensure the quantity of quantity affected are left for the reference of the assembly order and for the assembly of the BOM.</p> <p><b>Photo:</b> A photograph showing a person's hand holding a yellow measuring tool against a white surface, likely a part of the prosthetic arm assembly.</p>	Item	Description	Item Name	Quantity	1.1	Upper Arm	1	1	1.2	Shoulder	1	1	1.3	Upper Arm	1	1	1.4	Shoulder	1	1	1.5	Upper Arm	1	1	1.6	Shoulder	1	1	1.7	Upper Arm	1	1	1.8	Shoulder	1	1	1.9	Upper Arm	1	1	1.10	Shoulder	1	1
Item	Description	Item Name	Quantity																																												
1.1	Upper Arm	1	1																																												
1.2	Shoulder	1	1																																												
1.3	Upper Arm	1	1																																												
1.4	Shoulder	1	1																																												
1.5	Upper Arm	1	1																																												
1.6	Shoulder	1	1																																												
1.7	Upper Arm	1	1																																												
1.8	Shoulder	1	1																																												
1.9	Upper Arm	1	1																																												
1.10	Shoulder	1	1																																												
2. Finalize Presentation slides	4/26/	4/26	<p>Completed the electronics slide Completed all Manufacturing slides with help of Jannell formatting</p>																																												

			    
<p>3. Assemble prosthetic with team</p>	<p>4/25</p>	<p>4/25</p>	<p>Prosthetic was assembled with team  Completed electronics inside case  Completed wiring of fingers to motor pulleys</p> 
<p>4. Present at Ugrads</p>	<p>4/26</p>	<p>4/26</p>	<p>Presented with team at UGrads  Rehearsed oral slides during poster presentation</p>

			
5. Complete final report	5/1	Incomplete	Final report has not been completed. Will be completed by 5/3

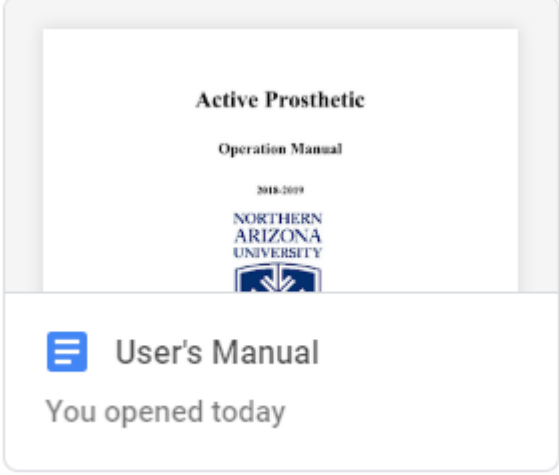

### Team Member: Antoinette Goss


Action Item	Date Due	Date Completed	Result/Proof of Completion
Complete Final Report	5/1/2019	incomplete	This will be complete this friday with the team.
Present at UGRADS	4/26/2019	4/26/2019	Presented at UGRADS for the poster and the presentation 
Assemble prosthetic with the team	4/25	4/25	Helped with the prints of the assembly

			
Finish User Manual	4/28/2019	4/28/2019	<p>The entire team helped with the manual but I was directly responsible for the palm attachment and assembly and editing.</p> 


**Team Member: Jannell Broderick**




Action Item	Date Due	Date Completed	Result/Proof of Completion
-------------	----------	----------------	----------------------------

Finish User's Manual	4/28/2019	4/28/2019	 <p>The team created the users manual that helps to assemble and use the arm. I was responsible for the finger assembly and attachment to the palm.</p>
Ugrad's Presentation	4/26/19	4/26/19	<ul style="list-style-type: none"> <li>presented poster and oral presentations</li> </ul>  <p>I helped Felicity with formatting her slides and added missing pictures.</p>
Website Update	5/1/2019	Incomplete	Will Be updated when report is completed on friday.
Final Report	5/1/2019	Incomplete	Team responsibilities are assigned. Past sections will be revised and new sections will be added.

Assemble prosthetic with team	4/25/19	4/25/19	 <ul style="list-style-type: none"> <li>● Parts were Printed and Painted</li> <li>● Prosthetic was assembled</li> <li>● Wiring was threaded</li> <li>● Fingers were threaded</li> <li>● Wire was attached to motor</li> </ul>
-------------------------------	---------	---------	---

**Team Member: Allison Cutler**

<b>Action Item</b>	<b>Date Due</b>	<b>Date Completed</b>	<b>Result/Proof of Completion</b>
Assemble prosthetic with team	4/25/19	4/25/19	 <ul style="list-style-type: none"> <li>● Prosthetic was assembled</li> <li>● Wiring was threaded</li> <li>● Fingers were threaded</li> </ul>

<p>Finalize images in Oral Presentation</p>	<p>4/26/19</p>	<p>4/25/19</p>	<div data-bbox="911 212 1576 575"> <p><b>Cost Comparison</b></p>  <p><u>Enable Arm [1]</u> ~\$30-\$40</p> <p><u>Our Arm</u> ~\$400.00</p> <p><u>Michelangelo Arm [2]</u> \$120,000</p> <p><small>Cutler 17</small></p> </div> <ul style="list-style-type: none"> <li>• Images of prosthetic inserted in necessary slides (above is one example)</li> </ul>
<p>Present at UGRADS</p>	<p>4/26/19</p>	<p>4/26/19</p>	<ul style="list-style-type: none"> <li>• presented poster and oral presentations</li> </ul> 
<p>Add images and finalize Operation Manual sections about Forearm and Maintenance</p>	<p>4/26/19</p>	<p>4/28/19</p>	<p>The forearm (item 2) takes on a cylindrical shape and must be printed from the bottom up following circular motions in order to reduce shear and splitting of the material. Figure 2.3.1 provides a visual of how the forearm is positioned prior to print. Once printed, trim all excess material from the cut outs and edges so that the final product is smooth and hollow.</p>  <p><i>Figure 2.3.1: Slicer Setup</i></p> <ul style="list-style-type: none"> <li>• Forearm assembly was completed (image provides example of section)</li> <li>• Maintenance was written</li> </ul>
<p>Begin correct reprint of forearm for Client</p>	<p>5/1/19</p>	<p>4/29/19</p>	<ul style="list-style-type: none"> <li>• print is waiting at library to be picked up</li> </ul> <p><small>Good news Allison!</small></p> <p><small>Your print job: ICMP 169364: back arm with attachments3 STL is ready to pick up. Please <a href="#">pay for it online</a> and bring your receipt to the Ask Us! Desk just inside the library.</small></p> <p><small>Thanks for using the Cline Library MakerLab!</small></p> <p>(email says print job is ready for pick up)</p>

<p>Start Honors Capstone requirements</p>	<p>5/1/19</p>	<p>5/1/19</p>	<p>To: Dr. Sarah Oman  From: Allison Cutler  Date: 5/5/2019  Subject: Review</p> <p><b>Introduction</b>  As part of the requirements for Honors Capstone, the instructor and student agreed upon an evaluation to summarize what the student has individually contributed during the the spring semester.</p> <p><b>Prototype Work</b>  Over Winter Break, new design ideas were sketched involving multiple sections of the arm. The main design change was for the forearm component of the arm, which is the section Allison is in</p> <ul style="list-style-type: none"> <li>● Honors requirements are an end of semester reflection and revisit of Fall Semester individual analysis.</li> <li>● The reflection has been started</li> </ul>
---	---------------	---------------	--

The following are the Action Items for next week:

<b>Team Member</b>	<b>Action Items</b>	<b>Date Due</b>
Felicity	<ol style="list-style-type: none"> <li>1. Final report sections</li> <li>2. Cuff CAD Package</li> <li>3. Peer Eval</li> </ol>	<ol style="list-style-type: none"> <li>1. 5/3</li> <li>2. 5/3</li> <li>3. 5/7</li> </ol>
Antoinette	<ol style="list-style-type: none"> <li>1. Complete final report</li> <li>2. Complete CAD</li> <li>3. Peer Eval</li> </ol>	<ol style="list-style-type: none"> <li>1. 5/3/2019</li> <li>2. 5/3/2019</li> <li>3. 5/7/2019</li> </ol>
Jannell	<ol style="list-style-type: none"> <li>1. Final Report</li> <li>2. Website Update</li> <li>3. Peer Eval</li> </ol>	<ol style="list-style-type: none"> <li>1. 5/08/2019</li> <li>2. 5/08/2019</li> <li>3. 5/08/2019</li> </ol>
Allison	<ol style="list-style-type: none"> <li>1. Write Section 7.2, use proof of testing report for section 8, and help with section 9 of Final Report</li> <li>2. Create CAD Drawings of Forearm for CAD Package</li> <li>3. Make sure BOM is finalized</li> <li>4. Complete Peer Eval</li> <li>5. Complete Honors Requirements: Individual Analysis</li> </ol>	<ol style="list-style-type: none"> <li>1. 5/3/2019</li> <li>2. 5/3/2019</li> <li>3. 5/3/2019</li> <li>4. 5/5/2019</li> <li>5. 5/7/2019</li> </ol>